



Spark**led** by us.

***LED**Book*





Spark**led** by us.



**WELCOME**

# THE LATEST **LIGHTING SOLUTIONS** HIGHLIGHTED

Light4U is a Dutch producer and importer of high-quality LED luminaires. We also work with leading brands. This means we always have an innovative solution for every lighting situation. We're happy to share our knowledge with you.

Light4U, *spark**led** by us.*

# THIS LEDBOOK

Navigating this brochure is easy. On page 8 our luminaires are arranged per category and thanks to the visual index you can find the luminaire that you are looking for in no time. To clearly display all the features and options of the luminaires, we use icons per product page. An explanation of these icons can be found on page 14.

Do you want **more detailed product information**? Extensive datasheets and the performance of each luminaire can be found on our website **light4u.io**. Choose 'Products' and simply select your favourite luminaire. Specific questions or wishes? We are happy to help you with a tailor-made solution.

# TRACK LUMINAIRES

17



HUGINN R  
18



EDDA S / EDDA M / EDDA  
19 - 21



YMIR  
22



LIVAL GA-016  
CAFETERIA  
23



TUBE  
24



TUBE R  
25



SURT  
26



THOR  
28



FREYA  
29



SAGA  
30



ODIN  
31



LIVAL ASPECT  
32



ORCO LED  
34



BURI  
35



NANNA SMALL  
36



NANNA LARGE  
37



SKADI 160 TRACK  
38



SKADI 220 TRACK  
39




LIVAL NANO  
40



LIVAL NANO-X  
LINEAR TRACK  
41

## RECESSED LUMINAIRES

43



FULLA SMALL  
44



FULLA LARGE  
45



FRIGO  
46



SANA  
47



FRISCO  
48



NIMROD  
49



EDDA RECESSED  
50



YMIR RECESSED  
52



WORLD LED 180  
**54**



WORLD LED 200  
**55**



WORLD LED 200 LOW  
**56**



WORLD LED 225  
**57**



WORLD LED 260  
**58**



BALDR SMALL  
**59**



BALDR LARGE  
**60**



CIMBRI  
**61**



NJORD  
**62**



CLICK  
**64**



CARDAN SMALL ONE  
**65**



CARDAN SMALL TWO  
**66**














CARDAN SMALL THREE  
**67**



CARDAN LARGE ONE  
**68**



CARDAN LARGE TWO  
**69**

 <p>CARDAN LARGE THREE 70</p>	 <p>CARDAN LARGE FOUR SQUARE 71</p>	 <p>FENRIR SMALL 73</p>	 <p>FENRIR LARGE 74</p>	 <p>NANNA SMALL BUILT-IN 75</p>
 <p>NANNA LARGE BUILT-IN 76</p>	<p><b>SURFACE LUMINAIRES</b></p> <p>79</p>	 <p>SKADI 160 80</p>	 <p>SKADI 220 81</p>	<p><b>LED PANELS &amp; ACCESSORIES</b></p> <p>83</p>
 <p>CHALLENGE 60X60 84</p>	 <p>CHALLENGE 30X120 85</p>	<p><b>LINEAR LUMINAIRES</b></p> <p>87</p>	 <p>LIVAL NANO-X LINEAR 88</p>	 <p>LIVAL NANO-X LINEAR TRACK 89</p>



LIVAL NANO  
90



LIVAL NANO-X  
LINEAR PENDANT  
91

## SUSPENDED LUMINAIRES

93



SKADI 160 PENDANT  
94



SKADI 220 PENDANT  
95



LIVAL CRAFT  
96



BRYAN PENDANT  
LED SUPREME  
97



LIVAL SECUR 812  
98



LIVAL SECUR 816  
99



LIVAL NANO-X  
LINEAR PENDANT  
100

## TRACKS AND ACCESSORIES

103

OVERVIEW  
3-PHASE TRACKS  
AND PARTS  
104

OVERVIEW  
3-PHASE DALI PULSE  
TRACKS AND PARTS  
105

OVERVIEW  
1-PHASE TRACKS  
AND PARTS  
106

OVERVIEW  
SUSPENSION SETS  
107





Spark**led** by us.

# ICONS

See the features and options of the products at a glance, by checking the icons on the product pages in this LED Book. Here we explain the meaning of these icons.



Accentuates the freshness of fruit and vegetables.



Warm yellowish light gives a perfect appearance to cheese and other dairy products.



Fresh and cooked meats have a saturated red color under this light. A boost of red for the meat counter.



Bluish white light promotes freshness of fish and seafood.



This light color has a light brown tinge to give an oven-fresh appearance to crusty bakery products.



Optimized light spectrum for perfect fashion presentation.



This LED module offers a high quality of light that is needed for displaying high-value exhibits. The average value of the Art series is an impressive CRI 98. MacAdam 2 ellipses are used in this special product category to also provide an outstanding color consistency.



For spot and accent lighting in fashion, retail, hospitality and supermarket applications.



Unique combination of white rendering and rich colors from one LED source.



Dim to a warmer color from 3000K to 1800K for creating the right atmosphere.



Light color from 2700K to 6500K to set an individual color temperature depending on the application. Used for well being (daylight simulation) and for increasing the performance in offices and workshops.



Digital dimming interface.



Analog dimming interface.



Wireless lighting control based on Bluetooth.



Built-in emergency unit for escape route lighting.



The clear glass is protecting the light source and reflector from dust and other dirt that could enter the optical part of the luminaire.



The frosted glass is protecting the light source and reflector from dust and other dirt that could enter the optical part of the luminaire. In addition to that, it also widens the beam and creates a different footprint.



Honeycombs are widely used to reduce the direct glare. Luminaires with honeycombs have usually a tighter beam.



Barn doors are used to shape the light. The barn doors position changes the nature of the light shape. Two side flaps closed together might produce a slim light shape like light passing through a partially open door. All four doors closed together will produce a square focussed beam of light.



Unified Glare Rating < 19, suitable for reading, writing, training, meetings and PC based working environments.



Ingress Protection 40: protected against solid objects, not watertight.



Ingress Protection 65: dustproof and protected from water spray.



Type of power distribution specially developed for the connection of lighting cables above the ceiling.



Warranty on quality in years.



Sparkled by us.

# SOLUTIONS

We offer lighting solutions for the following industries.



RETAIL



SHOWROOM



UTILITY



HOSPITALITY





ENZO  
LUGA

Sparkled by us.

# TRACK LUMINAIRES

---

# HUGINN R


Adjustable 3-phase LED track spotlight with incorporated driver in Nordic track adapter. Available in CCT from 2700K till 5700K in CRI80 or CRI90 and also in special colors that allows installations in a large range of applications.

## Features and options



Beam angle 20° / 36° / 50°

Max. **3150** lumen



View full specs at [Light4u.io](http://Light4u.io)





# EDDA S

Adjustable 3-phase LED track spotlight with incorporated driver in Nordic track adapter. Available in CCT from 2700K till 5700K in CRI80 or CRI90 and also in special colors that allows installations in a large range of applications.

## Features and options

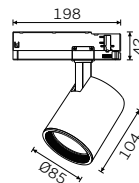


Beam angle 15° / 24° / 45° / 55°

Max. **2500** lumen



View full specs at [Light4u.io](http://Light4u.io)



# EDDA M

Adjustable 3-phase LED track spotlight with incorporated driver in Nordic track adapter. Available in CCT from 2700K till 5700K in CRI80 or CRI90 and also in special colors that allows installations in a large range of applications.

## Features and options

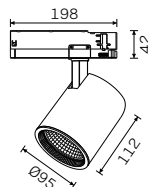


Beam angle 20° / 30° / 45° / 55°

Max. **3350** lumen



View full specs at [Light4u.io](http://Light4u.io)



# EDDA

Adjustable 3-phase LED track spotlight with incorporated driver in Nordic track adapter. Available in CCT from 2700K till 5700K in CRI80 or CRI90 and also in special colors that allows installations in a large range of applications.

## Features and options

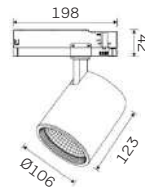


Beam angle 15° / 30° / 45° / 60°

Max. **4450** lumen



View full specs at [Light4u.io](http://Light4u.io)



# YMIR

Adjustable 3-phase LED track spotlight with incorporated driver in Nordic track adapter. Available in CCT from 2700K till 5700K in CRI80 or CRI90 and also in special colors that allows installations in a large range of applications.

## Features and options



Beam angle 15° / 30° / 45° / 60°

Max. **4450** lumen



View full specs at [Light4u.io](http://Light4u.io)



# LIVAL GA-016 CAFETERIA

Adjustable 3-phase LED track spotlight with incorporated driver in Nordic track adapter. Available in CCT 3000K and 4000K in CRI80 or CRI90 and also in special colors that allows installations in a large range of applications.

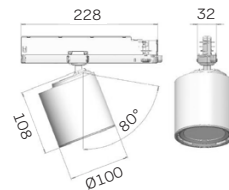
## Features and options



Beam angle 15° / 20° / 30° / 50°



Max. **3200** lumen



View full specs at [Light4u.io](http://Light4u.io)

# TUBE

Adjustable 3-phase LED track spotlight with Nordic track adapter and lens optics. Available in CCT from 2700K till 5700K in CRI80 or CRI90 and also in special colors that allows installations in a large range of applications. Also available in 1-phase.

## Features and options



Beam angle 15° / 24° / 36°

Max. **3000** lumen



View full specs at [Light4u.io](http://Light4u.io)



# TUBE R


Adjustable 3-phase LED track spotlight with Nordic track adapter. Available in CCT from 2700K till 5700K in CRI80 or CRI90 and also in special colors that allows installations in a large range of applications. Also available in 1-phase.

## Features and options



Beam angle 15° / 30° / 45°

Max. **3370** lumen



View full specs at [Light4u.io](https://light4u.io)



# SURT

Adjustable 3-phase LED track spotlight with Nordic track adapter. Available in 3000K. Stepless adjustable beam angle from 15° till 60° provides unprecedented flexibility within several applications. Dimmable with a small potentiometer on the back side of the luminaire gives you the freedom to choose the light level without any control system. Also available in 1-phase.

## Features and options



Beam angle 15° - 60° (zoom lens)



Max. **2150** lumen



View full specs at [Light4u.io](http://Light4u.io)





*Sparkled by us.*

# THOR


Adjustable 3-phase LED track spotlight with Nordic track adapter. Available in CCT from 2700K till 5700K in CRI80 or CRI90 and also in special colors that allows installations in a large range of applications. Also available in 1-phase.

## Features and options

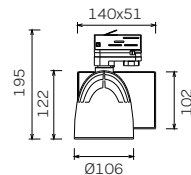


Beam angle 15° / 30° / 45° / 60°

Max. **4450** lumen



View full specs at [Light4u.io](http://Light4u.io)



# FREYA

Adjustable 3-phase LED track spotlight with Nordic track adapter. Available in CCT from 2700K till 5700K in CRI80 or CRI90 and also in special colors that allows installations in a large range of applications. Also available in 1-phase.

## Features and options

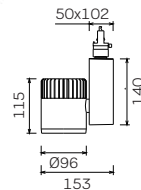


Beam angle 20° / 30° / 45° / 55°

Max. **4450** lumen



View full specs at [Light4u.io](http://Light4u.io)



# SAGA

Adjustable 3-phase LED track spotlight with Nordic track adapter. Available in CCT from 2700K till 5700K in CRI80 or CRI90 and also in special colors that allows installations in a large range of applications. Also available in 1-phase.

## Features and options




Beam angle 20° / 30° / 45° / 55°

Max. **4450** lumen



View full specs at [Light4u.io](https://Light4u.io)



# ODIN

Adjustable 3-phase LED track spotlight with Nordic track adapter. Available in CCT from 2700K till 5700K in CRI80 or CRI90 and also in special colors that allows installations in a large range of applications. Also available in 1-phase.

## Features and options



Beam angle 20° / 30° / 45° / 55°

Max. **4450** lumen



View full specs at [Light4u.io](http://Light4u.io)



# LIVAL ASPECT

Adjustable 3-phase LED track spotlight with Nordic track adapter. Available in CCT from 2700K till 5000K in CRI80 or CRI90 and also in special colors that allows installations in a large range of applications.

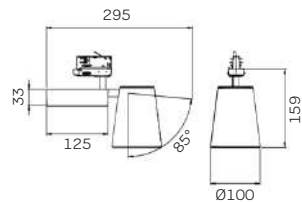
## Features and options



Beam angle 15° / 28° / 35°



Max. **4475** lumen



View full specs at [Light4u.io](http://Light4u.io)



Sparkled by us.



# ORCO LED

Adjustable 3-phase LED track spotlight with Nordic track adapter. Available in CCT from 2700K till 5700K in CRI80 or CRI90 and also in special colors that allows installations in a large range of applications. Also available in 1-phase.

## Features and options



Beam angle 10° / 24° / 36°

Max. **4450** lumen



View full specs at [Light4u.io](https://light4u.io)





# BURI

Adjustable 3-phase LED track spotlight with Nordic track adapter. Available in CCT from 2700K till 5700K in CRI80 or CRI90 and also in special colors that allows installations in a large range of applications. Also available in 1-phase.

## Features and options

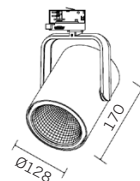


Beam angle 15° / 30° /45° / 60°

Max. **4450** lumen



View full specs at [Light4u.io](http://Light4u.io)



# NANNA SMALL

Adjustable 3-phase LED track spotlight with Nordic track adapter. Available in CCT from 2700K till 5700K in CRI80 or CRI90 and also in special colors that allows installations in a large range of applications. Equipped with a clear protection glass. Also available in 1-phase.

## Features and options



Beam angle 90° x 60°

Max. **3550** lumen



View full specs at [Light4u.io](http://Light4u.io)



# NANNA LARGE


Adjustable 3-phase LED track spotlight with Nordic track adapter. Available in CCT from 2700K till 5700K in CRI80 or CRI90 and also in special colors that allows installations in a large range of applications. Equipped with a clear protection glass. Also available in 1-phase.

## Features and options



Beam angle 90° x 70°

Max. **4700** lumen



View full specs at [Light4u.io](http://Light4u.io)



# SKADI 160 TRACK

Surface mounted 3-phase LED track downlight with Nordic track adapter. Available in CCT from 2700K till 5700K in CRI80 or CRI90 and also in special colors that allows installations in a large range of applications. Also available in 1-phase.

## Features and options

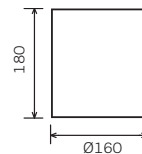


Beam angle 20° / 30° / 45° / 55°

Max. **2500** lumen



View full specs at [Light4u.io](https://Light4u.io)



# SKADI 220 TRACK

Surface mounted 3-phase LED track downlight with Nordic track adapter. Available in CCT from 2700K till 5700K in CRI80 or CRI90 and also in special colors that allows installations in a large range of applications. Also available in 1-phase.

## Features and options



Beam angle 15° / 30° / 45° / 60°

Max. **4450** lumen



View full specs at [Light4u.io](https://light4u.io)



TRACK LUMINAIRES

# LIVAL NANO

Adjustable 3-phase linear LED track luminaire with Nordic track adapter. Available in CCT 3000K and 4000K, CRI80 with a wide variety of optic options. Length: 800mm (S), 1200mm (M) or 2400mm (L).

## Features and options

☐ ☐ ☐ Optics: Microprismatic, Double Asymmetric, Opal diffuser

Max. **20000** lumen

90°



View full specs at [Light4u.io](https://Light4u.io)

# LIVAL NANO-X LINEAR TRACK

3-phase linear LED track luminaire with Nordic track adapter.  
Available in CCT 3000K and 4000K, CRI80 with a wide variety of  
optic options. Length: 800mm (S), 1200mm (M) or 2400mm (L).  
Also available with louver.

## Features and options

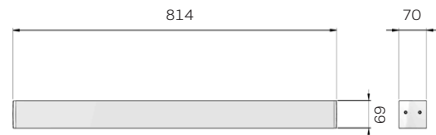


Optics: Microprismatic, Double Asymmetric, Opal diffuser

Max. **14771** lumen



90°



View full specs at [Light4u.io](http://Light4u.io)





# RECESSED LUMINAIRES

---

# FULLA SMALL

Recessed cardanic LED downlight. Available in CCT from 2700K till 5700K in CRI80 or CRI90 and also in special colors that allows installations in a large range of applications.

## Features and options

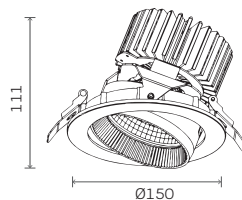



Beam angle 20° / 30° / 45° / 55°

Max. **3370** lumen



View full specs at [Light4u.io](http://Light4u.io)



# FULLA LARGE

Recessed cardanic LED downlight. Available in CCT from 2700K till 5700K in CRI80 or CRI90 and also in special colors that allows installations in a large range of applications.

## Features and options



185mm

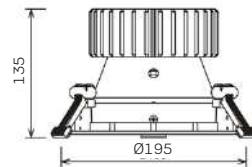
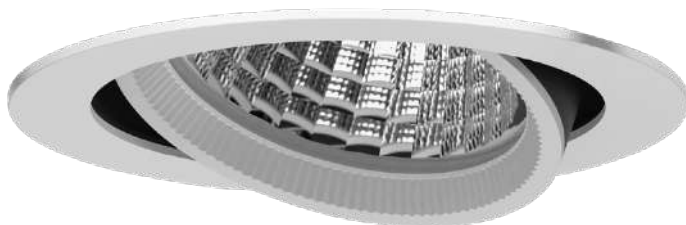


Beam angle 15° / 24° / 36° / 45° / 60°

Max. **5600** lumen



View full specs at [Light4u.io](http://Light4u.io)



# FRIGO

Recessed cardanic LED downlight. Available in CCT from 2700K till 5700K in CRI80 or CRI90 and also in special colors that allows installations in a large range of applications.

## Features and options

144mm

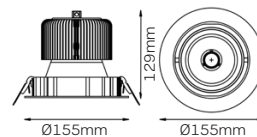

350° 30°

Beam angle 24° / 38°

Max. **4550** lumen



View full specs at [Light4u.io](http://Light4u.io)



# SANA

Adjustable recessed LED downlight. Available in CCT from 2700K till 5700K in CRI80 or CRI90 and also in special colors that allows installations in a large range of applications.

## Features and options



155mm



Beam angle 15° / 30° / 45° / 60°

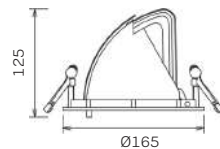
Max. **4450** lumen



View full specs at [Light4u.io](http://Light4u.io)



RECESSED LUMINAIRES



# FRISCO

Adjustable recessed LED downlight. Available in CCT from 2700K till 5700K in CRI80 or CRI90 and also in special colors that allows installations in a large range of applications.

## Features and options



160mm



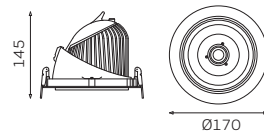
42°

Beam angle 24° / 38°

Max. **4550** lumen



View full specs at [Light4u.io](http://Light4u.io)



# NIMROD

Semi-recessed, fully adjustable LED downlight. Available in CCT from 2700K till 5700K in CRI80 or CRI90 and also in special colors that allows installations in a large range of applications.

## Features and options



160mm



Beam angle 15° / 30° / 45° / 60°

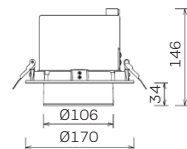
Max. **4450** lumen



View full specs at [Light4u.io](http://Light4u.io)



RECESSED LUMINAIRES





50

*Sparkled by us.*



# EDDA RECESSED

Semi-recessed, fully adjustable LED spotlight. Available in CCT from 2700K till 5700K in CRI80 or CRI90 and also in special colors that allows installations in a large range of applications.

## Features and options

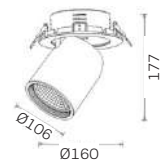


Beam angle 15° / 30° / 45° / 60°

Max. **3370** lumen



View full specs at [Light4u.io](http://Light4u.io)



# YMIR RECESSED


Adjustable LED spotlight with recessed installation. Available in CCT from 2700K till 5700K in CRI80 or CRI90 and also in special colors that allows installations in a large range of applications.

## Features and options



Beam angle 15° / 30° / 45° / 60°

Max. **4450** lumen



View full specs at [Light4u.io](http://Light4u.io)



A photograph of a grocery store's produce section. In the foreground, several woven baskets are filled with fresh fruit, including red apples, green apples, and oranges. A dark sign with white text is visible in the background, partially obscured by the fruit. The background is softly blurred, showing other store aisles and warm lighting.

FRUIT &  
VEGETABLES

*Sparkled by us.*

# WORLD LED 180

Recessed LED downlight. Available in CCT from 2700K till 5700K in CRI80 or CRI90 and also in special colors that allows installations in a large range of applications. Also available with IP40 glass from optical side.

## Features and options



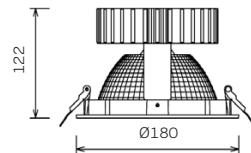

170mm

Beam angle 50°

Max. **4650** lumen



View full specs at [Light4u.io](http://Light4u.io)



# WORLD LED 200

Recessed LED downlight. Available in CCT from 2700K till 5700K in CRI80 or CRI90 and also in special colors that allows installations in a large range of applications. Also available with IP40 glass from optical side.

## Features and options



Beam angle 50°



190mm

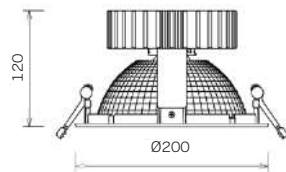
Max. **4700** lumen



View full specs at [Light4u.io](http://Light4u.io)



RECESSED LUMINAIRES



# WORLD LED 200 LOW

Recessed LED downlight. Available in CCT from 2700K till 5700K in CRI80 or CRI90 and also in special colors that allows installations in a large range of applications. Also available with IP40 glass from optical side.

## Features and options



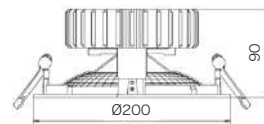

190mm

Beam angle 100°

Max. **4700** lumen



View full specs at [Light4u.io](https://light4u.io)



# WORLD LED 225

Recessed LED downlight. Available in CCT from 2700K till 5700K in CRI80 or CRI90 and also in special colors that allows installations in a large range of applications. Also available with IP40 glass from optical side.

## Features and options



Beam angle 50°



210mm

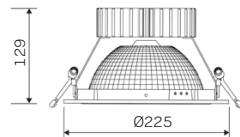
Max. **4700** lumen



View full specs at [Light4u.io](http://Light4u.io)



RECESSED LUMINAIRES



# WORLD LED 260

Recessed LED downlight. Available in CCT from 2700K till 5700K in CRI80 or CRI90 and also in special colors that allows installations in a large range of applications. Also available with IP40 glass from optical side.

## Features and options



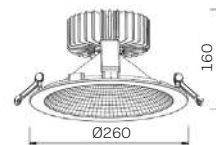
240mm

Beam angle 50°

Max. **4700** lumen



View full specs at [Light4u.io](http://Light4u.io)





# BALDR SMALL

Recessed LED downlight. Available in CCT from 2700K till 5700K in CRI80 or CRI90 and also in special colors that allows installations in a large range of applications. IP40. Equipped with a clear protection glass.

## Features and options



Beam angle 50°

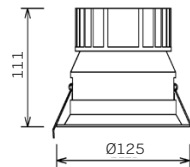


115mm

Max. **2350** lumen



View full specs at [Light4u.io](http://Light4u.io)



# BALDR LARGE

Recessed LED downlight. Available in CCT from 2700K till 5700K in CRI80 or CRI90 and also in special colors that allows installations in a large range of applications. IP40. Equipped with a clear protection glass.

## Features and options



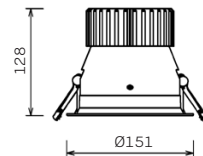
140mm

Beam angle 45°

Max. **4300** lumen



View full specs at [Light4u.io](http://Light4u.io)




# CIMBRI

Recessed LED downlight. Available in CCT from 2700K till 5700K in CRI80 or CRI90 and also in special colors that allows installations in a large range of applications. IP65. Equipped with a clear protection glass.

## Features and options



Beam angle 15° / 30° / 45° / 60°



140mm

Max. **3370** lm



View full specs at [Light4u.io](http://Light4u.io)




RECESSED LUMINAIRES



# NJORD

Recessed LED downlight. Available in CCT from 2700K till 5700K in CRI80 or CRI90 and also in special colors that allows installations in a large range of applications.

## Features and options



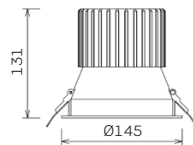

135mm

Beam angle 55°

Max. **4300** lumen



View full specs at [Light4u.io](https://Light4u.io)





Sparkled by us.

# CLICK

Recessed cardanic LED downlight. Available in CCT from 2700K till 5700K in CRI80 or CRI90 and also in special colors that allows installations in a large range of applications. Supplied with a single, double or triple frame.

## Features and options



155mm x 155mm



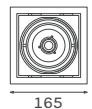

38°

Beam angle 24° / 38°

Max. **4550** lumen



View full specs at [Light4u.io](http://Light4u.io)



# CARDAN SMALL ONE

Recessed cardanic LED downlight. Available in CCT from 2700K till 5700K in CRI80 or CRI90 and also in special colors that allows installations in a large range of applications.

## Features and options



155mm x 155mm



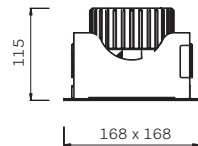
25°

Beam angle 15° / 30° / 45° / 60°

Max. **4450** lm



View full specs at [Light4u.io](http://Light4u.io)



# CARDAN SMALL TWO

Recessed cardanic LED downlight. Available in CCT from 2700K till 5700K in CRI80 or CRI90 and also in special colors that allows installations in a large range of applications.

## Features and options

☐ ☐ ☐ 310mm x 155mm

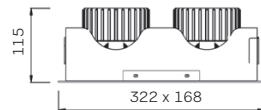


Beam angle 15° / 30° / 45° / 60°

Max. 2x **4450** lumen



View full specs at [Light4u.io](https://Light4u.io)





# CARDAN SMALL THREE

Recessed cardanic LED downlight. Available in CCT from 2700K till 5700K in CRI80 or CRI90 and also in special colors that allows installations in a large range of applications.

## Features and options



452mm x 155mm

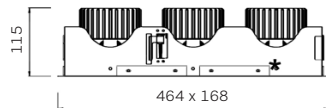


Beam angle 15° / 30° / 45° / 60°

Max. 3x **4450** lumen



View full specs at [Light4u.io](http://Light4u.io)



# CARDAN LARGE ONE

Recessed cardanic LED downlight. Available in CCT from 2700K till 5700K in CRI80 or CRI90 and also in special colors that allows installations in a large range of applications.

## Features and options

190mm x 190mm

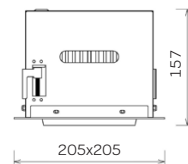
25°

Beam angle 15° / 30° / 45° / 60°

Max. **4450** lumen



View full specs at [Light4u.io](http://Light4u.io)



# CARDAN LARGE TWO

Recessed cardanic LED downlight. Available in CCT from 2700K till 5700K in CRI80 or CRI90 and also in special colors that allows installations in a large range of applications.

## Features and options



365mm x 190mm

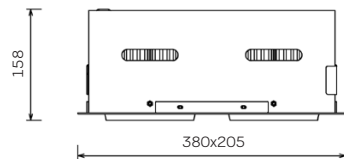



Beam angle 15° / 30° / 45° / 60°

Max. 2 x **4450** lumen



View full specs at [Light4u.io](http://Light4u.io)



# CARDAN LARGE THREE

Recessed cardanic LED downlight. Available in CCT from 2700K till 5700K in CRI80 or CRI90 and also in special colors that allows installations in a large range of applications..

## Features and options



540mm x 190mm



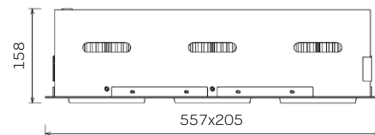
25°

Beam angle 15° / 30° / 45° / 60°

Max. 3 x **4450** lumen



View full specs at [Light4u.io](https://Light4u.io)



# CARDAN LARGE FOUR SQUARE

Recessed cardanic LED downlight. Available in CCT from 2700K till 5700K in CRI80 or CRI90 and also in special colors that allows installations in a large range of applications.

## Features and options



365mm x 365mm



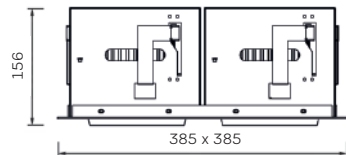
25°

Beam angle 15° / 30° / 45° / 60°

Max. 4 x **4450** lumen



View full specs at [Light4u.io](http://Light4u.io)





Sparkled by us.

# FENRIR SMALL

Recessed LED downlight. Available in CCT from 2700K till 5700K in CRI80 or CRI90 and also in special colors that allows installations in a large range of applications. IP40. Equipped with a clear protection glass.

## Features and options




Beam angle 50°

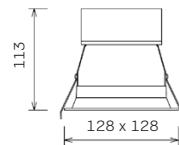


116mm x 116mm

Max. **2350** lumen



View full specs at [Light4u.io](http://Light4u.io)



# FENRIR LARGE

Recessed LED downlight. Available in CCT from 2700K till 5700K in CRI80 or CRI90 and also in special colors that allows installations in a large range of applications. IP40. Equipped with a clear protection glass.

## Features and options



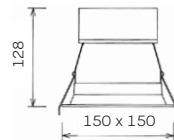
140mm x 140mm

Beam angle 45°

Max. **4300** lumen



View full specs at [Light4u.io](https://Light4u.io)





# NANNA SMALL BUILT-IN

Adjustable recessed LED downlight. Available in CCT from 2700K till 5700K in CRI80 or CRI90 and also in special colors that allows installations in a large range of applications. Equipped with a clear protection glass.

## Features and options



165mm x 120mm

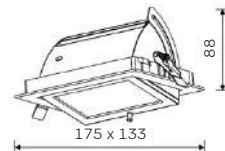


Beam angle 90° x 60°

Max. **3550** lumen



View full specs at [Light4u.io](http://Light4u.io)



# NANNA LARGE BUILT-IN

Adjustable recessed LED downlight. Available in CCT from 2700K till 5700K in CRI80 or CRI90 and also in special colors that allows installations in a large range of applications. Equipped with a clear protection glass.

## Features and options

☐ ☐ ☐ 210mm x 140mm

60°

Beam angle 90° x 70°

Max. **4700** lumen



View full specs at [Light4u.io](https://Light4u.io)





*Sparkled by us.*





NIEUW BIJ BAKKER BART  
*proef & probeer*  
nu, met 2 tot 4 weken product test, voor maximaal  
10% korting op de prijs van de producten

Lee  
**COMBI DEAL**  
Bij elke bestelling van een sandwich of een broodje krijg je een glas melk of een glas vruchtensap gratis.  
6,95

Sparkled by us.

# SURFACE LUMINAIRES

---

# SKADI 160

Surface mounted LED downlight. Available in CCT from 2700K till 5700K in CRI80 or CRI90 and also in special colors that allows installations in a large range of applications.

## Features and options

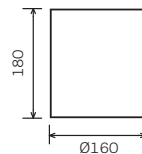


Beam angle 20° / 30° / 45° / 55°

Max. **2500** lumen



View full specs at [Light4u.io](https://Light4u.io)



# SKADI 220

Surface mounted LED downlight. Available in CCT from 2700K till 5700K in CRI80 or CRI90 and also in special colors that allows installations in a large range of applications.

## Features and options

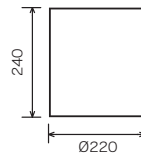


Beam angle 15° / 30° / 45° / 60°

Max. **4450** lumen



View full specs at [Light4u.io](https://light4u.io)





---

*Sparkled by us.*



# LED PANELS & ACCESSORIES

---

## CHALLENGE 60X60

LED panel including driver with Wieland cable and through wiring function. Surface mounted frame or suspension set need to be ordered separately.

### Features and options



Beam angle 120°

Max. **3600** lumen



View full specs at [Light4u.io](https://Light4u.io)

## CHALLENGE 30X120

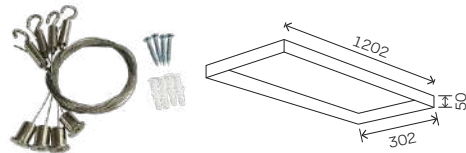
LED panel including driver with Wieland cable and through wiring function. Surface mounted frame or suspension set need to be ordered separately.

### Features and options



Beam angle 120°

Max. **3960** lumen



View full specs at [Light4u.io](http://Light4u.io)



A Sparkled by us.

# LINEAR LUMINAIRES

---

# LIVAL NANO-X LINEAR

Linear LED ceiling luminaire, connectable. Available in CCT 3000K and 4000K, CRI80 with a wide variety of optics options. Length: 800mm (S), 1200mm (M) or 2400mm (L). Also available with louver.

## Features and options

□ ■ ▒ Optics: Microprismatic, Double Asymmetric, Opal diffuser

Max. **14771** lumen



View full specs at [Light4u.io](https://Light4u.io)

# LIVAL NANO-X LINEAR TRACK

3-phase linear LED track luminaire with Nordic track adapter.  
Available in CCT 3000K and 4000K, CRI80 with a wide variety of  
optic options. Length: 800mm (S), 1200mm (M) or 2400mm (L).  
Also available with louver.

## Features and options

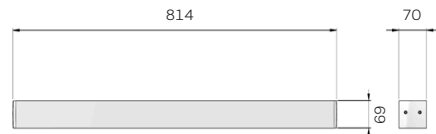


Optics: Microprismatic, Double Asymmetric, Opal diffuser

Max. **14771** lumen



90°



View full specs at [Light4u.io](https://light4u.io)

# LIVAL NANO

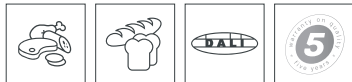
Adjustable 3-phase linear LED track luminaire with Nordic track adapter. Available in CCT 3000K and 4000K, CRI80 with a wide variety of optics options. Length: 800mm (S), 1200mm (M) or 2400mm (L).

## Features and options

□ ■ ▒ Optics: Microprismatic, Double Asymmetric, Opal diffuser

Max. **20000** lumen

90°



View full specs at [Light4u.io](https://Light4u.io)



# LIVAL NANO-X LINEAR PENDANT

Linear LED pendant luminaire, connectable. Available in CCT 3000K and 4000K, CRI80 with a wide variety of optics options. Length: 800mm (S), 1200mm (M) or 2400mm (L). Also available with louver.

## Features and options

□ ■ ▒ Optics: Microprismatic, Double Asymmetric, Opal diffuser

Max. **14771** lumen



View full specs at [Light4u.io](https://light4u.io)





# SUSPENDED LUMINAIRES

---

# SKADI 160 PENDANT

Pendant LED luminaire. Available in CCT from 2700K till 5700K in CRI80 or CRI90 and also in special colors that allows installations in a large range of applications. Supplied with 3m suspension set.

## Features and options

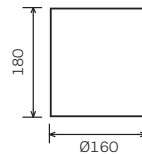


Beam angle 20° / 30° / 45° / 55°

Max. **2500** lumen



View full specs at [Light4u.io](http://Light4u.io)



# SKADI 220 PENDANT

Pendant LED luminaire. Available in CCT from 2700K till 5700K in CRI80 or CRI90 and also in special colors that allows installations in a large range of applications. Supplied with 3m suspension set.

## Features and options

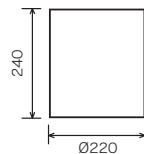


Beam angle 15° / 30° / 45° / 60°

Max. **4500** lumen



View full specs at [Light4u.io](http://Light4u.io)



SUSPENDED LUMINAIRES

# LIVAL CRAFT

Pendant LED luminaire. Available in CCT 3000K in CRI80 or CRI90 and also in special colors that allows installations in a large range of applications. Supplied with 3m suspension set.

## Features and options




Max. **5841** lumen

Beam angle 15° / 24° / 30° / 50° or 20° / 40° / 60° depends on COB



View full specs at [Light4u.io](http://Light4u.io)



# BRYAN PENDANT LED SUPREME

Pendant LED luminaire. Available in CCT from 2700K till 5700K in CRI80 or CRI90 specifies this luminaire for showroom applications. Supplied with reflector made of aluminium (Ø325mm) or clear polycarbonate (Ø315mm or Ø410mm) and with 3m suspension set.

## Features and options



Beam angle 40°

Max. **5600** lumen



View full specs at [Light4u.io](http://Light4u.io)



# LIVAL SECUR 812

Pendant LED luminaire. Available in CCT 3000K in CRI80 or CRI90 and also in special colors that allows installations in a large range of applications. Supplied with 3m suspension set.

## Features and options



Beam angle 15° / 20° / 30° / 50°

Max. **4047** lumen



View full specs at [Light4u.io](http://Light4u.io)





# LIVAL SECUR 816

Pendant LED luminaire. Available in CCT 3000K in CRI80 or CRI90 and also in special colors that allows installations in a large range of applications. Supplied with 3m suspension set.

## Features and options



Max. **5874** lumen

Beam angle 15° / 24° / 30° / 50° or 20° / 40° / 60° depends on COB



View full specs at [Light4u.io](http://Light4u.io)



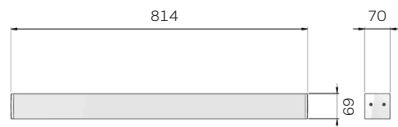
# LIVAL NANO-X LINEAR PENDANT

Linear LED pendant luminaire, connectable. Available in CCT 3000K and 4000K, CRI80 with a wide variety of optics options. Length: 800mm (S), 1200mm (M) or 2400mm (L). Also available with louver.

## Features and options

☐
☒
☐ 
 Optics: Microprismatic, Double Asymmetric, Opal diffuser

Max. **14771** lumen



View full specs at [Light4u.io](https://light4u.io)



Spark**led** by us.

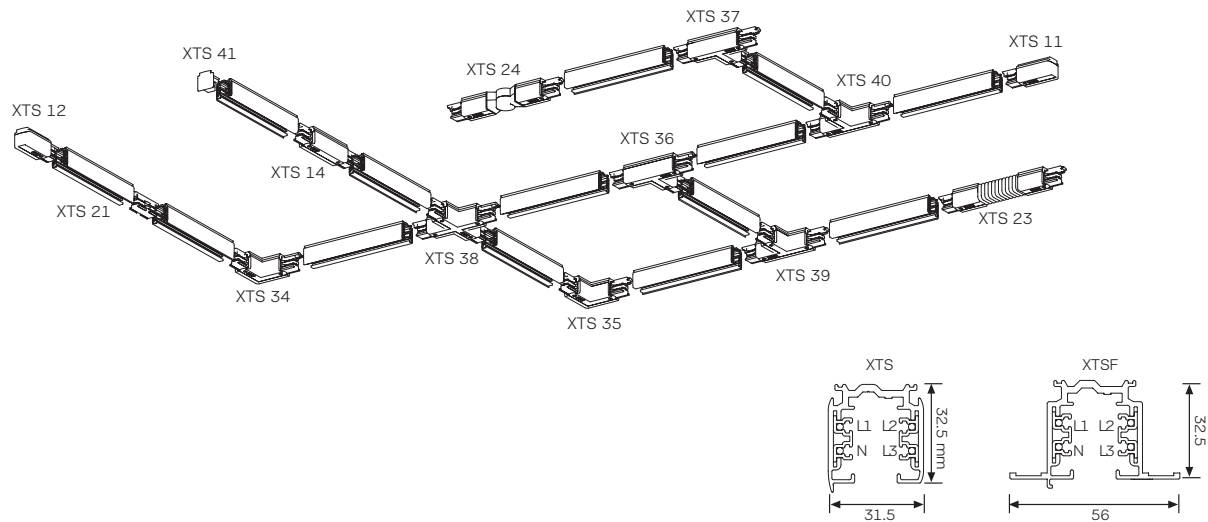


*Sparkled by us*

# TRACKS AND ACCESSORIES

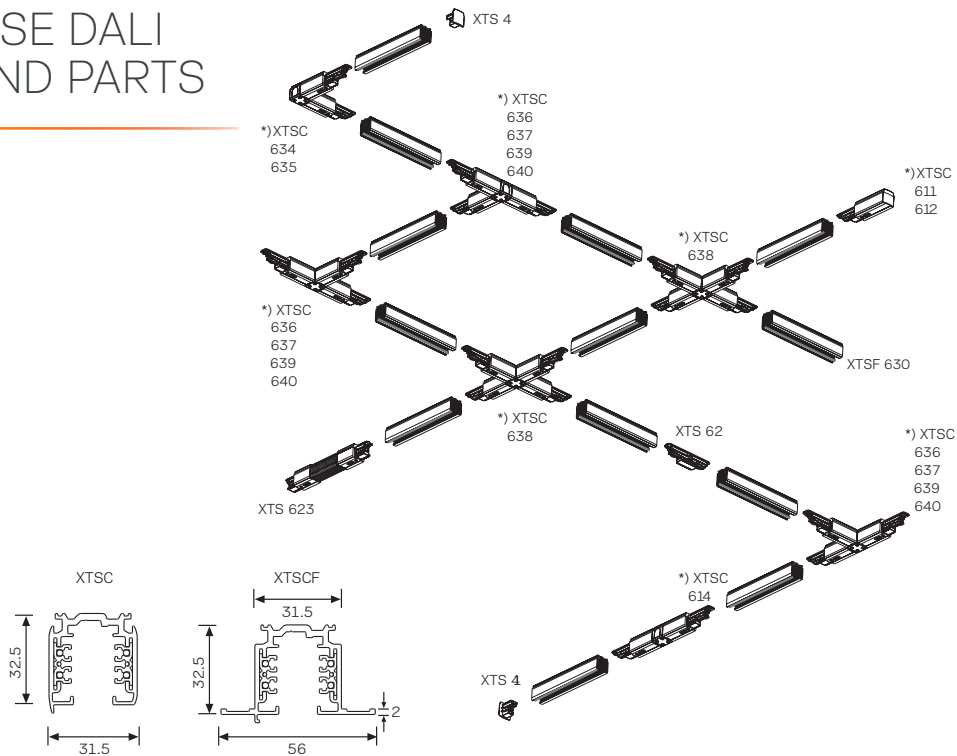
---

# OVERVIEW 3-PHASE TRACKS AND PARTS



View full specs at [Light4u.io](http://Light4u.io)

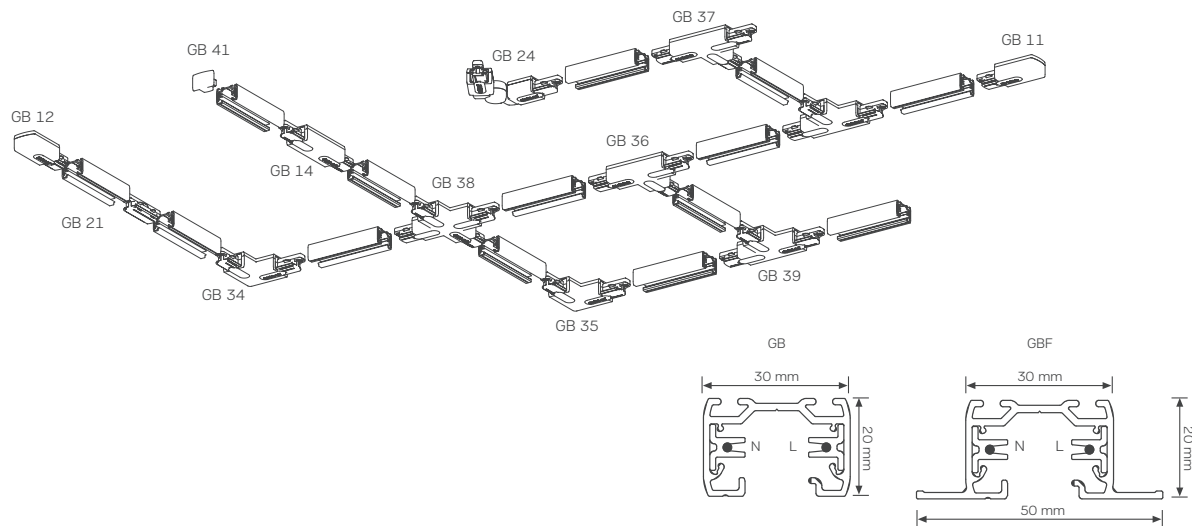
# OVERVIEW 3-PHASE DALI PULSE TRACKS AND PARTS



View full specs at [Light4u.io](http://Light4u.io)



# OVERVIEW 1-PHASE TRACKS AND PARTS

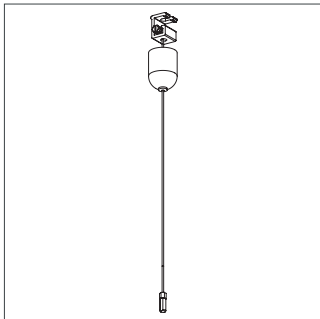


View full specs at [Light4u.io](http://Light4u.io)

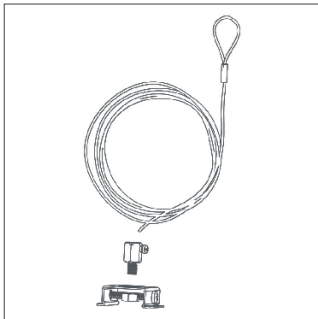


## OVERVIEW SUSPENSION SETS

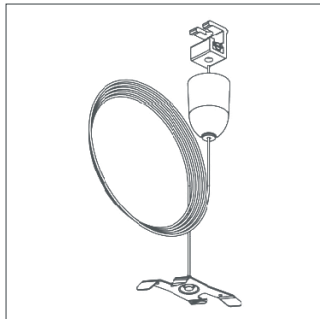
---



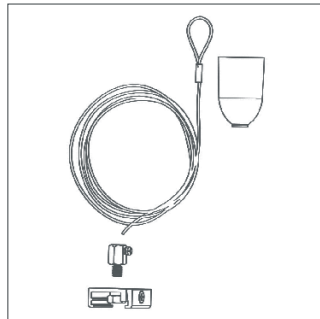
SPW 1



SPW 10SK



SPW 11SK



SPW 12SK

View full specs at [Light4u.io](https://light4u.io)



---

*Sparkled by us.*

WE LOVE OUR PROFESSION,  
AND WE STRIVE TO BE  
**A SHINING EXAMPLE**

Because we don't just want to meet your expectations,  
we want to exceed them! How do we do that?

By putting our three core values Home, Flexibility  
and Vibrant into practice in everything we do.



Spark**led** by us.

## CORE VALUE 1 \ HOME

A wide range, a large stock and an innovative technical department. We have everything it takes to deliver customised quality. The up-to-date knowledge of our buyers and sellers guarantee the smartest lighting solutions possible. Quality and innovation: that's our expertise.





*Sparkled by us.*

## CORE VALUE 2 \ **FLEXIBILITY**

We understand that you are not always looking for a standard solution, and that speed is always a must. We know better than most how the lighting industry works. That is why we are a **flexible partner**, and if necessary, almost as fast as light.



*Sparkled by us.*



## CORE VALUE 3 \ **VIBRANT**

The typical 'sparkle' of Light4U can be seen in everyone who works with us. We just love to move forward as a team and have fun. When you have a **passion for what you do**, it makes a difference. Not only for you as a customer, but also a little bit for the world around us.



Deze cheque wordt aangeboden door:



Sparkled by us.

## HOW OUR **SPARKLE HELPS**

We enjoy making progress! For you as a customer, for ourselves and for the world around us. That's why we make an effort to support the ALS Foundation. How? By running, walking, driving or cycling, so that our energy helps ALS research move forward. Want to know more? Check [light4u.io/about-us](https://light4u.io/about-us)





**Light4U BV**

Sneekerveer 4a

8502 TP JOURE

The Netherlands

Tel. +31 (0)513 41 70 90

**light4u.io**

